




AVANT® Wood Chipper CH180

The CH180 wood chipper is a robust and efficient disc chipper designed for the Avant 600-800 series. Equipped with 4 blades, it handles dry twigs, branches, and tree tops up to 180 mm in diameter, producing chips that are 12 mm long. The manual infeed chute allows for easy material loading, while the hydraulic feeding rollers and Smart Feed system ensure smooth operation. The Smart Feed system monitors the cutting disc's rotation speed and automatically reverses the rollers if excessive material slows the disc, preventing blockages and downtime. You can also program adjustments for the Smart Feed system as needed.

The discharge chute rotates manually up to 290°, and the throwing height is adjustable by hand. With its modular design, maintenance is simplified, and the chipper becomes a compact unit when the discharge chute is positioned for transport.

With automatic feeding and RPM guard (no-stress in-feed control), the CH180 ensures a more efficient and seamless chipping process.



Technical Information

Attribute	Details
Chip Length	12 mm
Max Wood Diameter	180 mm
Number of Blades	4 pcs
Feeding System	Hydraulic, Smart Feed
Discharge Chute Rotation	Manual, 290°
Weight	380 kg
Product No	A441997

Compatible Models


Model	Compatibility
220	✗ Not Compatible
225	✗ Not Compatible
225LPG	✗ Not Compatible
313S	✗ Not Compatible
320S	✗ Not Compatible
420 & 423	✗ Not Compatible
520	✓ Compatible
525LPG	✓ Compatible
523	✓ Compatible
528	✓ Compatible
530	✓ Compatible
R20	✓ Compatible
R28	✓ Compatible
R35	✓ Compatible
630	✓ Compatible
635	✓ Compatible
640	✓ Compatible
735	✓ Compatible
745	✓ Compatible
750	✓ Compatible
755i	✓ Compatible
760i	✓ Compatible
850	✓ Compatible
860i	✓ Compatible
e5	✗ Not Compatible
e6	✗ Not Compatible



AVANT® Wood Chipper 100

The wood chipper is designed to be compatible with the Avant 220 and 400 series, making it an excellent choice for users with smaller-scale chipping needs. Ideal for light to medium-duty tasks, this unit excels in processing wood, twigs, and branches into fine wood chips. Its manual wood feeding system allows for controlled and precise handling of material, making it versatile for different types of wood.

Whether you're working on a smaller property, garden, or land management task, this compact wood chipper provides a reliable solution for efficient chipping. Its easy-to-use features and powerful performance ensure that even small-scale chipping jobs are completed with speed and efficiency. This unit is perfect for users who need a practical, high-performing tool for maintaining clean landscapes, clearing brush, or processing wood for composting.



Technical Information

Specification	Details
Max wood diameter	100 mm
Chip length	approx. 12 mm
Chipping drum	Hydraulic motor with ...
Chute turn	180 degrees (can be ...)
Weight	210 kg
Product no	A441536

Compatible Models

Model	Compatibility
220	✗ Not Compatible
225	✓ Compatible
225LPG	✓ Compatible
313S	✗ Not Compatible
320S	✗ Not Compatible
420	✓ Compatible
520	✓ Compatible
525LPG	✓ Compatible
528	✓ Compatible
630	✓ Compatible
635	✓ Compatible
640	✓ Compatible
745	✓ Compatible
750	✓ Compatible
755i	✓ Compatible
760i	✓ Compatible
e5	✓ Compatible
R20	✓ Compatible
R28	✓ Compatible
R35	✓ Compatible



AVANT® Tree Shear

The Avant tree shear is a powerful and practical tool designed for tasks such as forest thinning, tree clearance, and cutting smaller trees. The robust grapple firmly holds the tree trunk, while a hydraulic cylinder presses the cutting blade against the trunk to make a clean cut. Once the tree is cut, it can be quickly and easily moved away with an Avant loader. If necessary, the cutting blade can be rotated 180 degrees to face backward, effectively turning the unit into a grapple without cutting.



Technical Information

<u>Specification</u>	<u>Value</u>
Tree diameter	190 mm
Grapple opening	770 mm
Weight	110 kg
Product No.	A35831

Compatible Models

Model	Compatibility
220	✗ Not Compatible
225	✗ Not Compatible
225LPG	✗ Not Compatible
313S	✗ Not Compatible
320S	✗ Not Compatible
420 & 423	✗ Not Compatible
520	✓ Compatible
525LPG	✓ Compatible
523	✓ Compatible
528	✓ Compatible
530	✓ Compatible
R20	✓ Compatible
R28	✓ Compatible
R35	✓ Compatible
630	✓ Compatible
635	✓ Compatible
640	✓ Compatible
735	✓ Compatible
745	✓ Compatible
750	✓ Compatible
755i	✓ Compatible
760i	✓ Compatible
850	✓ Compatible
860i	✓ Compatible
e5	✗ Not Compatible
e6	✗ Not Compatible




AVANT® Timber Grab

The Timber Grab attachment is designed to securely hold tree trunks, branches, wood waste, kerb stones, and other materials for easy transportation. It allows both lengthwise and crosswise handling, making it perfect for navigating narrow spaces with long logs and for loading materials onto trailers or piles in any direction. The Timber Grab is available in two versions: one with a hydraulic rotator and another with a freely rotating function. The version with a hydraulic rotator includes an electric solenoid valve, enabling you to switch between opening/closing the grab and rotating it, all from the driver's seat.

Key Features:

- Versatile Handling: Perfect for transporting and loading tree trunks, branches, kerb stones, and more.
- Rotating Function: The rotating grab allows for lengthwise transportation, making it easier to pass through tight spots with long logs, ideal for dense forests.
- Two Options: Available with either a hydraulic rotator or as a freely rotating version for different operational needs.



Technical Information

<u>Rotation Type</u>	<u>Grapple Opening Diameter</u>	<u>Grabbing Area</u>	<u>Weight</u>	<u>Product No</u>
Freely Rotating	Max. 1223 mm	0.16 m ²	116 kg	A37457
Hydraulic Rotation	Max. 1223 mm	0.16 m ²	136 kg	A37456

Note: The optional attachment control switch pack is recommended with the hydraulic rotator, which allows selection between grab opening/closing and rotator, operated from the driver's seat.

Compatible Models

Model	Compatibility
220	✗ Not Compatible
225	✗ Not Compatible
225LPG	✗ Not Compatible
313S	✗ Not Compatible
320S	✗ Not Compatible
420	✓ Compatible
520	✓ Compatible
525LPG	✓ Compatible
528	✓ Compatible
630	✓ Compatible
635	✓ Compatible
640	✓ Compatible
745	✓ Compatible
750	✓ Compatible
755i	✓ Compatible
760i	✓ Compatible
e5	✓ Compatible
R20	✓ Compatible
R28	✓ Compatible
R35	✓ Compatible



AVANT® Timber Grab HD


The heavy-duty timber grab features a reinforced boom, hydraulic rotator, and a larger grapple, designed specifically for Avant 700 and 800 series loaders.

A standard feature is the arborist kit, which easily mounts onto the boom.

This tool allows you to push trees down while cutting, eliminating the need for manual pushing. Additionally, a rope can be attached to the bracket on the kit, enabling the towing of logs by pulling them with the loader.

For optimal functionality, the optional Opticontrol system is recommended when using the grab with hydraulic rotator. This system controls both the grab opening/closing and rotation, but requires a 6 or 8 function joystick on the loader.

There are also two versions of the timber grab available that mount directly on the loader's attachment coupling plate: one with a hydraulic rotator and one without. Both versions are equipped with the same grapple as the A438973 HD grab.



Technical Information

<u>Rotation Type</u>	<u>Hydraulic</u>
Grapple Opening Diameter	1340 mm
Grip Area	0.2 m ²
Weight	280 kg
Product No.	A438973

Mounting on Loader's Quick Attach Plate

<u>Rotation Type</u>	<u>No rotation</u>	<u>Hydraulic</u>
Grapple Opening Diameter	1340 mm	1340 mm
Grip Area	0.2 m ²	0.2 m ²
Weight	160 kg	210 kg
Product No.	A436473	A437203

Compatible Models


Model	w/ boom	w/o boom
220	✗ Not Compatible	✗ Not Compatible
225	✗ Not Compatible	✗ Not Compatible
225LPG	✗ Not Compatible	✗ Not Compatible
313S	✗ Not Compatible	✗ Not Compatible
320S	✗ Not Compatible	✗ Not Compatible
420 & 423	✓ Compatible	✓ Compatible
520	✓ Compatible	✓ Compatible
523	✓ Compatible	✓ Compatible
525LPG	✓ Compatible	✓ Compatible
528	✓ Compatible	✓ Compatible
530	✓ Compatible	✓ Compatible
R20	✓ Compatible	✓ Compatible
R28	✓ Compatible	✓ Compatible
R35	✓ Compatible	✓ Compatible
630	✓ Compatible	✓ Compatible
635	✓ Compatible	✓ Compatible
640	✓ Compatible	✓ Compatible
735	✓ Compatible	✓ Compatible
745	✓ Compatible	✓ Compatible
750	✓ Compatible	✓ Compatible
755i	✓ Compatible	✓ Compatible
760i	✓ Compatible	✓ Compatible
850	✓ Compatible	✓ Compatible
860i	✓ Compatible	✓ Compatible
e5	✗ Not Compatible	✓ Compatible
e6	✗ Not Compatible	✓ Compatible



AVANT® Stump Grinder

The Avant stump grinder is an efficient, easy-to-use tool for removing tree stumps. The cutting disc is mounted sideways to direct wood waste to the right, away from the operator and loader. A rubber cover further prevents debris from flying around.

The grinder is controlled using the loader's drive pedals or the quick attach plate's tilt movement, offering excellent visibility. The 540 mm cutting disc has 20 replaceable teeth, each with three cutting edges that can be rotated for continued sharpness. A rubber damper reduces vibration for smoother operation.



Technical Information

Specification	Value
Cutting disc diameter	540 mm
Number of teeth	20 pcs
Width	840 mm
Height	920 mm
Length	630 mm
Weight	168 kg
Product No.	A37265

Compatible Models

Model	Compatibility
220	✗ Not Compatible
225	✗ Not Compatible
225LPG	✗ Not Compatible
313S	✗ Not Compatible
320S	✗ Not Compatible
420	✓ Compatible
520	✓ Compatible
525LPG	✓ Compatible
528	✓ Compatible
530	✓ Compatible
630	✓ Compatible
635	✓ Compatible
640	✓ Compatible
745	✓ Compatible
750	✓ Compatible
755i	✓ Compatible
760i	✓ Compatible
e5	✓ Compatible
R20	✓ Compatible
R28	✓ Compatible
R35	✓ Compatible




AVANT® Log Splitter

The log splitting machine is an ideal attachment for quickly and easily turning cut logs into firewood. For enhanced safety, it features a two-hand operation, requiring both control levers to be activated simultaneously before the splitting cylinder pushes the log against the splitting wedge. The splitting speed and force are adjustable for added versatility.

To meet safety standards, the controls, splitting cylinder, and wedge are all protected by a guard. The height of the splitting wedge can be easily adjusted with a manual lever, enabling the splitting of logs into two or four pieces. Once split, the logs are directed onto a catcher tray. The splitter also includes an automatic reverse function, and the cylinder stroke can be adjusted to minimize unnecessary movement for shorter logs, increasing work efficiency.

For easy transportation, the splitter mounts directly onto the loader's attachment coupling plate.



Technical Information

Feature	Specification
Max. Log Length	550 mm
Max. Log Diameter	300 mm
Max. Splitting Force	7.6 tons
Weight	193 kg
Product No.	A443284

Compatible Models

Model	Compatibility
220	✓ Very compatible
225	✓ Very compatible
225LPG	✓ Very compatible
313S	✓ Very compatible
320S	✓ Very compatible
420 & 423	✓ Very compatible
520	✓ Very compatible
523	✓ Very compatible
525LPG	✓ Very compatible
528	✓ Very compatible
530	✓ Very compatible
630	✓ Very compatible
635	✓ Very compatible
640	✓ Very compatible
735	✓ Very compatible
745	✓ Very compatible
750	✓ Very compatible
755i	✓ Very compatible
760i	✓ Very compatible
850	✓ Very compatible
860i	✓ Very compatible
e5	✗ Not compatible
R20	✓ Very compatible
R28	✓ Very compatible
R35	✓ Very compatible
e6	✗ Not compatible




AVANT® Log Splitter & Cutter

The log cutter/splitter is a highly efficient machine designed for firewood production. It features a hydraulically driven chainsaw that cuts the log, which then automatically falls onto the splitting table. A hydraulic cylinder pushes the log against the splitting wedge. The height of the wedge can be easily adjusted to accommodate different log diameters. A standard 4-way splitting wedge is included, with a 6-way wedge available as an option. The saw chain is lubricated automatically, with a separate oil tank for the lubricant.

This cutter/splitter is equipped with safety guards that comply with the latest standards. These guards control the safety functions, ensuring that the infeed belt, chainsaw, and splitting cylinder will only operate when the guards are fully closed. It also includes a hydraulic infeed belt and a discharge conveyor as standard, while a hydraulic log lifter is available as an option.

For added convenience, an optional 10-meter hydraulic hose kit allows the cutter/splitter to be used as a free-standing unit, enabling operation further away from the loader if necessary.



Technical Information


Feature	Specification
Max. Log Length	550 mm
Max. Log Diameter	300 mm
Max. Splitting Force	7.6 tons
Weight	193 kg
Product Number	A443284

Options

Option	Product Number
Hydraulic Log Lifter	A446881 (Not with 400 series)
Hydraulic Hose Kit (10m)	A448076 (Use farther away from the loader)
6-Way Splitting Wedge	A446992

Compatible Models

Model	Compatibility
220	✗ Not Compatible
225	✗ Not Compatible
225LPG	✗ Not Compatible
313S	✗ Not Compatible
320S	✗ Not Compatible
420 & 423	✓ Compatible
520	✓ Very Compatible
523	✓ Very Compatible
525LPG	✓ Very Compatible
528	✓ Very Compatible
530	✓ Very Compatible
630	✓ Very Compatible
635	✓ Very Compatible
640	✓ Very Compatible
735	✓ Compatible
745	✓ Compatible
750	✓ Compatible
755i	✓ Compatible
760i	✓ Compatible
850	✓ Compatible
860i	✓ Compatible
R20	✓ Compatible
R28	✓ Compatible
R35	✓ Compatible
e5	✓ Compatible
e6	✓ Compatible



AVANT[®] HD Log Grab

This robust log grab is designed for customers who frequently handle and move heavy materials such as tree trunks, logs, and other large timber. Engineered for strength and durability, the grab secures a firm grip on the wood, ensuring a reliable hold even during challenging operations.


The lower tines are specially shaped to enhance their ability to grab larger tree trunks, providing superior stability and control when lifting and transporting heavy loads. This log grab is perfect for forestry professionals and anyone in need of a heavy-duty, high-performance tool for moving large logs efficiently. Its design minimizes the risk of slippage, ensuring maximum safety and productivity during use.

Technical Information

Width	Height	Weight	Product No.
845 mm	990 mm	180 kg	A415691

Compatible Models

Model	Compatibility
220	✗ Not Compatible
225	✗ Not Compatible
225LPG	✗ Not Compatible
313S	✗ Not Compatible
320S	✗ Not Compatible
420	✓ Compatible
520	✓ Compatible
525LPG	✓ Compatible
528	✓ Compatible
530	✓ Compatible
630	✓ Compatible
635	✓ Compatible
640	✓ Compatible
745	✓ Compatible
750	✓ Compatible
755i	✓ Compatible
760i	✓ Compatible
e5	✓ Compatible
R20	✓ Compatible
R28	✓ Compatible
R35	✓ Compatible



AVANT® Horizontal Log Splitter

The Horizontal Log Splitter offers an economical and straightforward solution for creating firewood with Avant. It easily mounts onto the loader's attachment coupling plate and is operated from the driver's seat. To split logs, simply pick them up with the splitter and push them against the splitting wedge. The splitter can also hold and transport logs to the desired location for splitting.

The splitter provides 7.6 tons of splitting force, with a maximum log length of 660 mm and a maximum diameter of 300 mm.

A 4-way splitting wedge is included as standard, allowing the log to be split into two or four pieces. For additional versatility, a 6-way wedge is available as an option. The wedge height is manually adjustable by default, with the option for hydraulic height adjustment.

Technical Information


<u>Max. Log Length</u>	<u>Max. Log Diameter</u>	<u>Max. Splitting Force</u>	<u>Weight</u>	<u>Product No.</u>
660 mm	300 mm	7,6 tons	118 kg	A443168

Options

<u>Hydraulic Log Lifter</u>	<u>Hydraulic Hose Kit (10m)</u>	<u>6 Way Splitting Wedge</u>
A446881	A448076	A443782

Compatible Models

Model	Compatibility
220	✗ Not Compatible
225	✗ Not Compatible
225LPG	✗ Not Compatible
313S	+ Adaptable
320S	+ Adaptable
420	✓ Compatible
520	✓ Compatible
525LPG	✓ Compatible
528	✓ Compatible
530	✓ Compatible
630	✓ Compatible
635	✓ Compatible
640	✓ Compatible
745	✓ Compatible
750	✓ Compatible
755i	✓ Compatible
760i	✓ Compatible
e5	✓ Compatible
R20	✓ Compatible
R28	✓ Compatible
R35	✓ Compatible



AVANT® CR1400 Mulcher

This multipurpose mulcher efficiently grinds trees, brush, and various vegetation. Ideal for firebreaks, park and trail maintenance, vegetation control, and land remediation. Mulched debris can be returned to the soil.

Part number: A436164

- Breaks down small stumps and branches
- Clears vegetation and undergrowth
- Prepares land for seeding and planting
- Clears construction sites
- Breaks down small stumps and branches

Technical Information

Technical Information	
Total Width	1750 mm
Rotor Width	1350 mm
Rotor Diameter	400 mm
Working Depth	0 - 200 mm
Height	670 mm
Weight	540 kg
Product No.	A436164




AVANT® Firewood Machine

The firewood machine allows you to easily create firewood for personal use. The log is cut by pressing it against a 700 mm hardened metal saw blade. Once cut, the log is manually lifted onto the splitting table, where it is split by pushing it against a rotating splitting screw.

Technical Information

<u>Specification</u>	<u>Value</u>
Log diameter	n. 300 mm
Log length	600 mm
Saw blade diameter	Ø 700 mm
Splitting screw	Ø 100 mm
Weight	175 kg
Product no	A35823



Compatible Models

Model	Compatibility
220	✓ Compatible
225	✓ Compatible
225LPG	✓ Compatible
313S	✗ Not Compatible
320S	✗ Not Compatible
420	✓ Compatible
520	✓ Compatible
525LPG	✓ Compatible
528	✓ Compatible
630	✓ Compatible
635	✓ Compatible
640	✓ Compatible
745	✓ Compatible
750	✓ Compatible
755i	✓ Compatible
760i	✓ Compatible
e5	✓ Compatible
R20	✓ Compatible
R28	✓ Compatible
R35	✓ Compatible